


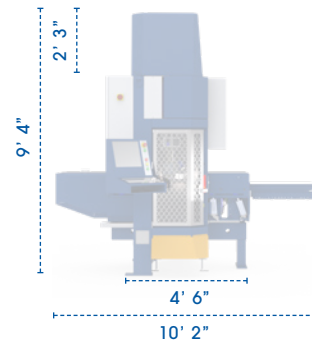
# CUTTING

Flexible, custom options to suit your needs – Vekta's industry-leading solutions ensure every step of the process is optimized.

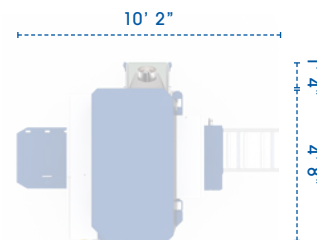
**VEKTA  
RAZER V5**



/ SIDE VIEW



/ TOP VIEW



## / SUMMARY

The Razer V5 is the full-featured version of the Razer saw, designed to have maximum flexibility and capability with the ability to perform a huge range of cut types and other functions.

Manufactured to the same exacting standards as the Razer V5, the Razer S5 is simplified to suit a plant primarily interested in cutting common roof truss components and basic, non-raking wall frames. The result is a less expensive linear saw with features tailored specifically to truss plants.

## / FEATURES

- Compatible with ALL NAIL PLATE SOFTWARE
- The industry's smallest footprint
- Customizable to suit your factory processes; material flow, multiple layout options, location of waste conveyor and dust extraction
- Unsurpassable accuracy and precise cutting that ensures products are to correct specifications

## / OPTIONS

- Modular – automated or manual infeed and outfeed options to suit your budget and needs

## / SPECIFICATIONS - RAZER V5

Throughput*	250-350 truss comps. per hour 400-550 frame comps. per hour
Cut accuracy*	+ $\frac{1}{16}$ " typical
Cutting width – max.	14" (6" for double stacks)
Cutting depth – max.	3 $\frac{3}{4}$ " (single or double stack)
Cutting length – max.	Unlimited
Lumber length – min.	2' 7"
Member length – min.	< $\frac{1}{16}$ "
Main cut angle	0 to 180°
Bevel cut angle**	-67° to +67°
Cut types	Straight, Single/Compound Bevel, Taper, Birdsmouth (zero overcut), Trenching (3 sides), Rip, Bevel Rip, Notch, Drill
Number of cuts per member	Unlimited
Power & air req.	3ph, 415/480 VAC +/- 10%, 50 Amp, 50/60 Hz 340 l/min at 690 kPa (12 cfm at 100 psi)

\* Actual results are site dependent with consideration to lumber condition and member geometries.

\*\* Actual bevel limits based on lumber thickness and saw head tools

- Integrate one or more saws into Vekta's Direct Delivery System

## / CUTTING

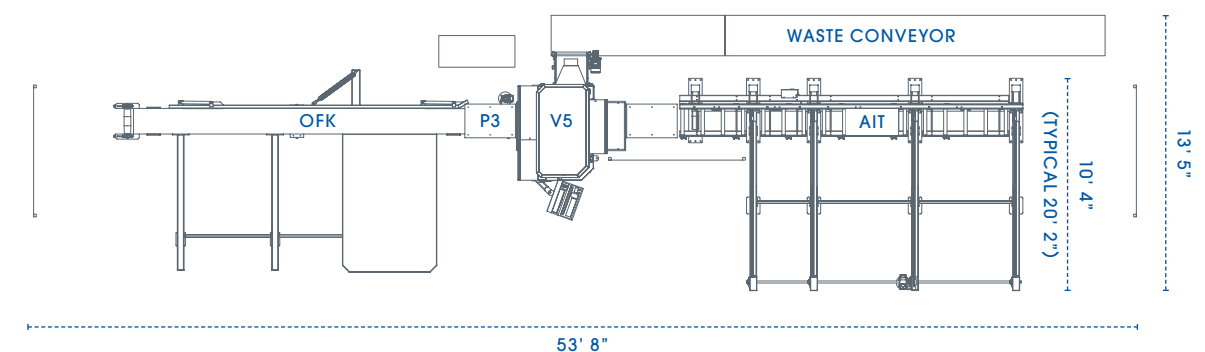
### / SAMPLE LAYOUTS

Flexibility, compatibility, scalability – work with Vekta to develop a comprehensive solution to suit your existing or new plant layout.

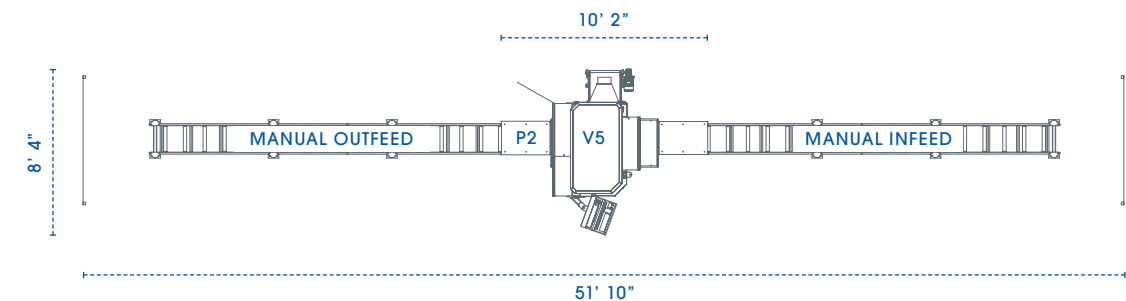
Whether you want automated or manual infeed and outfeed options our equipment is fully customizable to suit your factory processes.



### / AUTO IN/OUTFEED



### / MANUAL IN/OUTFEED



## / WATCH

- Scan the QR code to the right to see the Vekta Razer in action!

